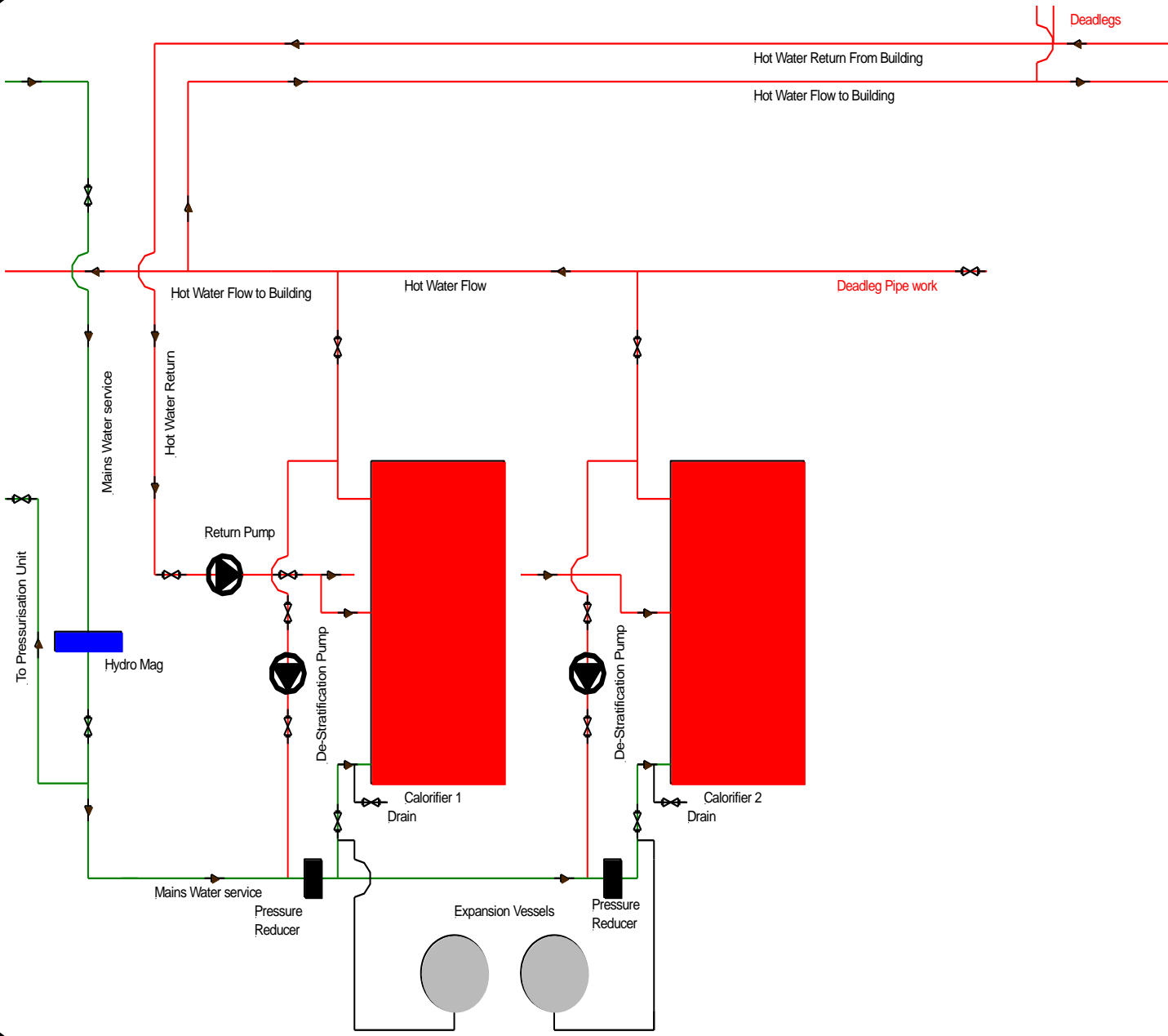


**Glen Lee Care Home**  
**Water System Drawings**  
**21<sup>st</sup> August 2017**



### KEY

-  Ball A Fix Valve
-  Check Valve
-  Laboratory Tap
-  Blender Valve
-  Pump
-  Isolating Valve
-  Safety Valve
-  Drinking Fountain
-  Shower
-  Mains Water Service
-  Cold Water Down Service
-  Hot Flow/Return

### Note

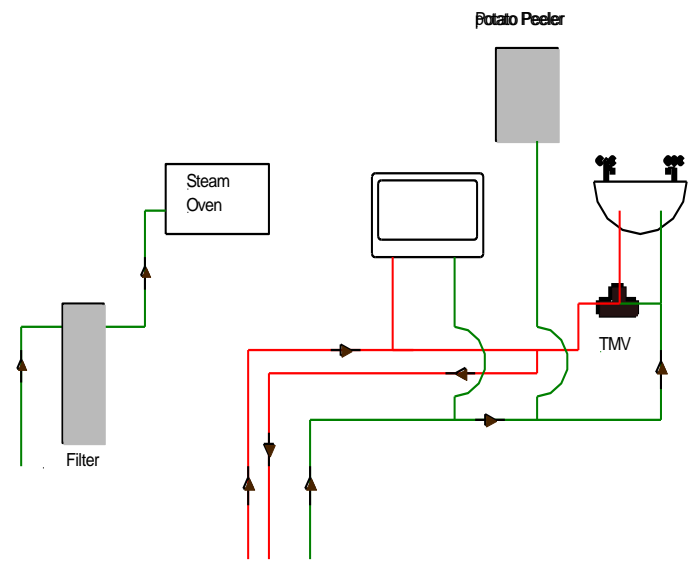
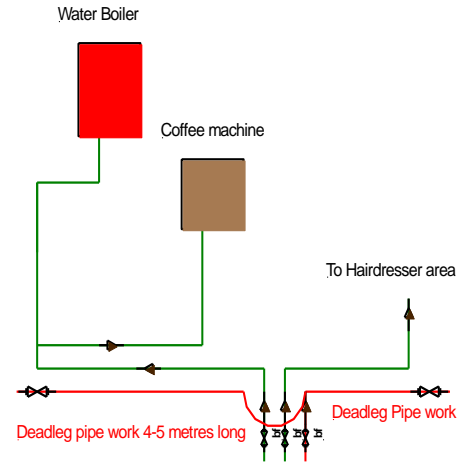
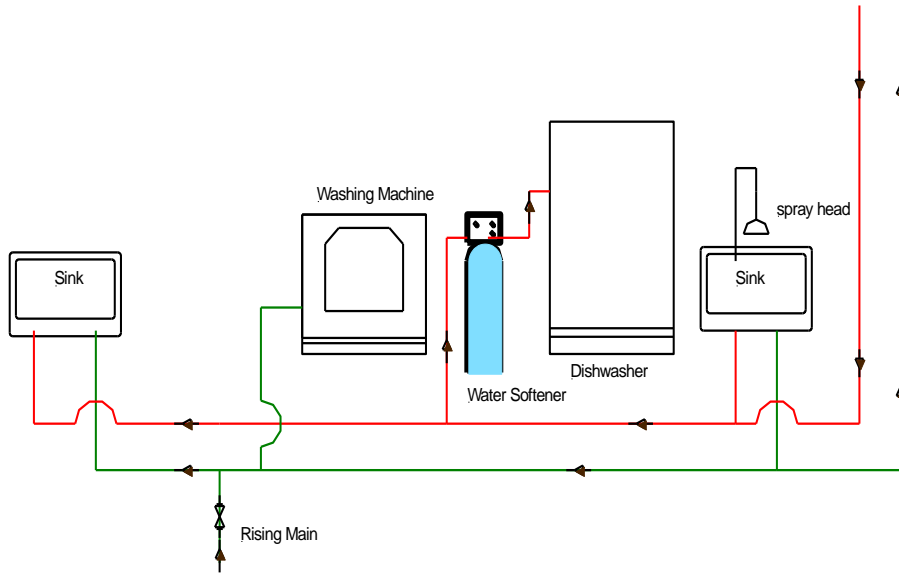
This drawing was prepared for the Legionellosis Risk Assessment Report and not intended as a scaled system drawing. Drawings are based on a visual inspection carried out during the Risk Assessment and information given at the time of the survey. Some areas of pipe work may not have been visible during the survey therefore some assumptions may have been made in order to create this drawing. This drawing is not to scale.

**Freeston Water Treatment Unit 1**  
**Lulworth Business Centre**  
**Calmore Industrial Estate**  
**Totton Southampton**  
**SO40 3WW**  
**Tel 02380669713**

Site Ref  
 Glen Lee Care Home  
 Boiler Room  
 Domestic Water System

Date 21st August 2017

Drawing No.1



**KEY**

-  Ball A Fix Valve
-  Check Valve
-  Laboratory Tap
-  Blender Valve
-  Pump
-  Isolating Valve
-  Safety Valve
-  Drinking Fountain
-  Shower
-  Mains Water Service
-  Cold Water Down Service
-  Hot Flow/Return

**Note**

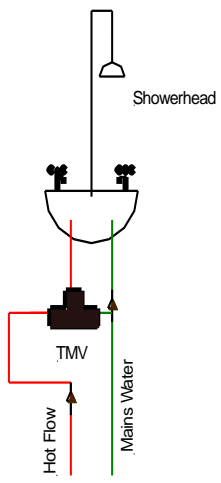
This drawing was prepared for the Legionellosis Risk Assessment Report and not intended as a scaled system drawing. Drawings are based on a visual inspection carried out during the Risk Assessment and information given at the time of the survey. Some areas of pipe work may not have been visible during the survey therefore some assumptions may have been made in order to create this drawing. This drawing is not to scale.

*Freeston Water Treatment Unit 1  
Lulworth Business Centre  
Calmore Industrial Estate  
Totton Southampton  
SO40 3WW  
Tel 02380669713*

Site Ref  
Glen Lee Care Home  
Main Kitchen Area

Date 21st August 2017

Drawing No.2



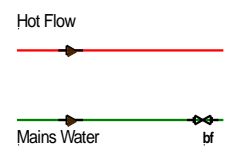
Hairdressers

Reception Office

Managers Office

### KEY

-  Ball A Fix Valve
-  bf
-  Check Valve
-  Laboratory Tap
-  Blender Valve
-  Pump
-  Isolating Valve
-  Safety Valve
-  Drinking Fountain
-  Shower
-  Mains Water Service
-  Cold Water Down Service
-  Hot Flow/Return



Possible Deadleg Pipe work

### Note

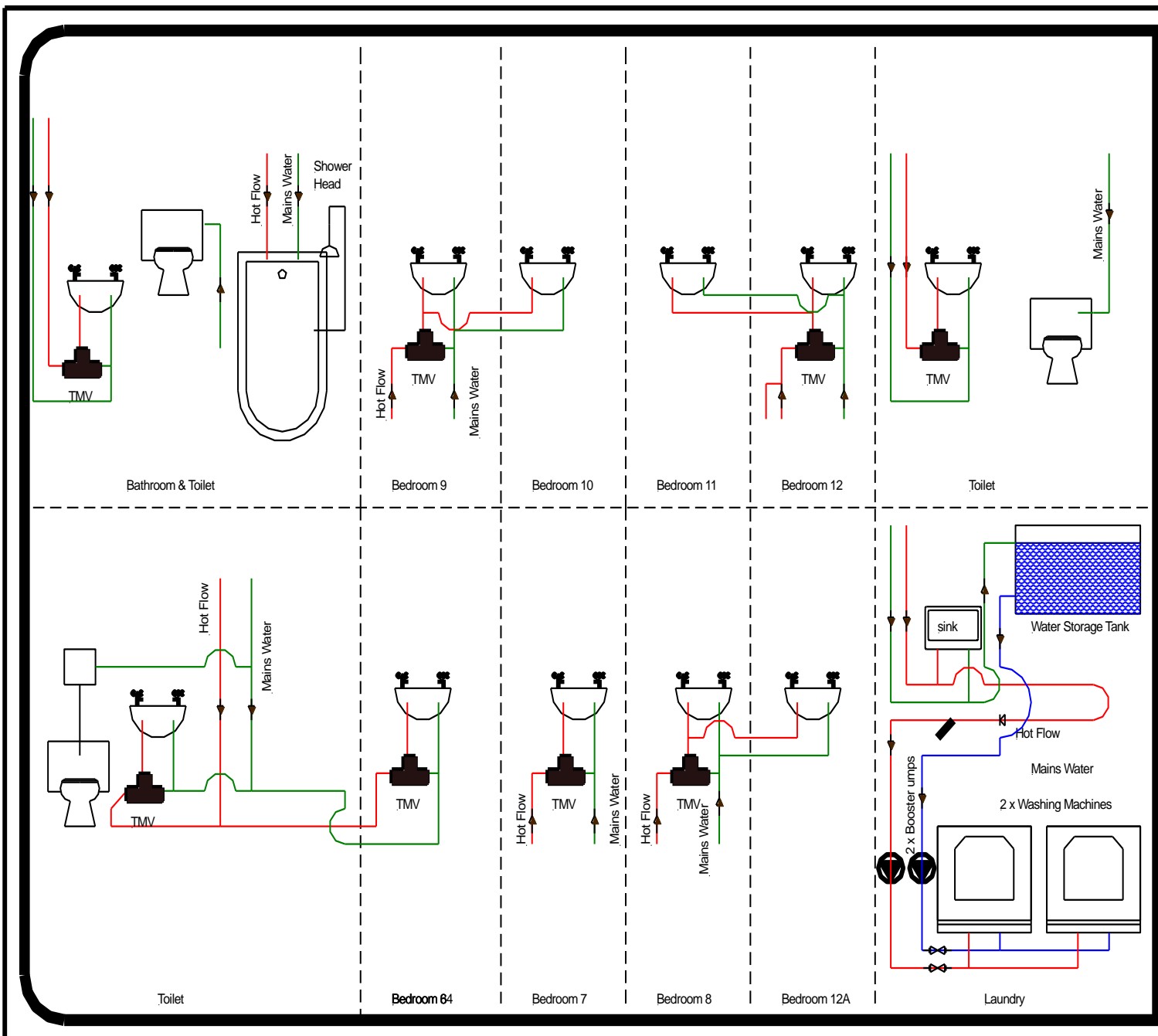
This drawing was prepared for the Legionellosis Risk Assessment Report and not intended as a scaled system drawing. Drawings are based on a visual inspection carried out during the Risk Assessment and information given at the time of the survey. Some areas of pipe work may not have been visible during the survey therefore some assumptions may have been made in order to create this drawing. This drawing is not to scale.

**Freeston Water Treatment Unit 1**  
**Lulworth Business Centre**  
**Calmore Industrial Estate**  
**Totton Southampton**  
**SO40 3WW**  
**Tel 02380669713**

Site Ref  
 Glen Lee Care Home  
 Hairdressers  
 Managers Office

Date 21st August 2017

Drawing No.3



**KEY**

-  Ball A Fix Valve
-  bf
-  Check Valve
-  Laboratory Tap
-  Blender Valve
-  Pump
-  Isolating Valve
-  Safety Valve
-  Drinking Fountain
-  Shower
-  Mains Water Service
-  Cold Water Down Service
-  Hot Flow/Return

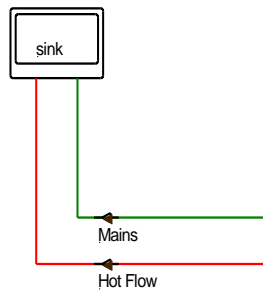
**Note**  
 This drawing was prepared for the Legionellosis Risk Assessment Report and not intended as a scaled system drawing. Drawings are based on a visual inspection carried out during the Risk Assessment and information given at the time of the survey. Some areas of pipe work may not have been visible during the survey therefore some assumptions may have been made in order to create this drawing. This drawing is not to scale.

*Freeston Water Treatment Unit 1  
 Lulworth Business Centre  
 Calmore Industrial Estate  
 Totton Southampton  
 SO40 3WW  
 Tel 02380669713*

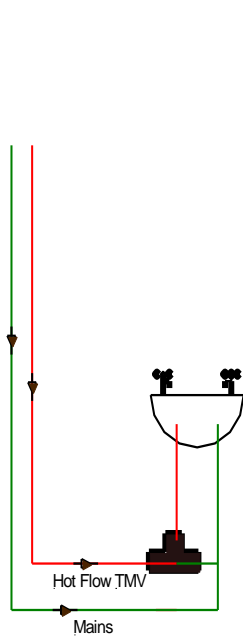
Site Ref  
 Glen Lee Care Home  
 Ground Floor Back Wing

Date 21st August 2017


Drawing No.4



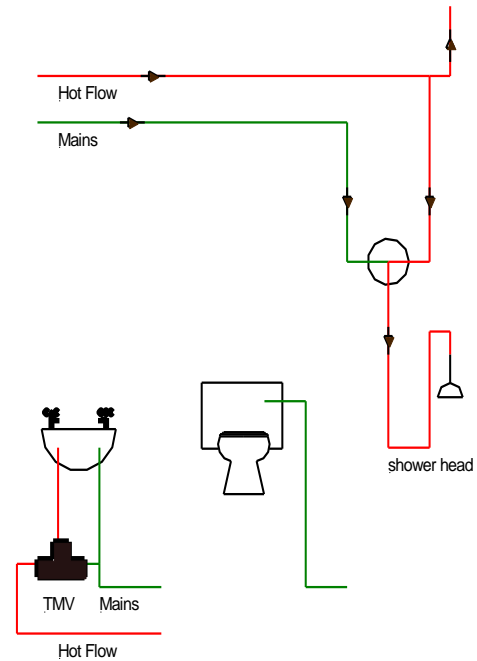
Utility Room



Sluice Room



Sluice Machine



Shower Room / Toilet

### KEY

-  Ball A Fix Valve
-  bf
-  Check Valve
-  Laboratory Tap
-  Blender Valve
-  Pump
-  Isolating Valve
-  Safety Valve
-  Drinking Fountain
-  Shower
-  Mains Water Service
-  Cold Water Down Service
-  Hot Flow/Return

### Note

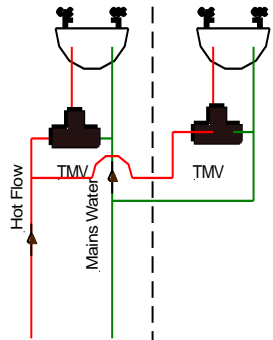
This drawing was prepared for the Legionellosis Risk Assessment Report and not intended as a scaled system drawing. Drawings are based on a visual inspection carried out during the Risk Assessment and information given at the time of the survey. Some areas of pipe work may not have been visible during the survey therefore some assumptions may have been made in order to create this drawing. This drawing is not to scale.

**Freeston Water Treatment  
Unit 1  
Lulworth Business Centre  
Calmore Industrial Estate  
Totton Southampton  
SO40 3WW  
Tel 02380669713**

Site Ref  
Glen Lee Care Home  
Ground Floor Front Wing

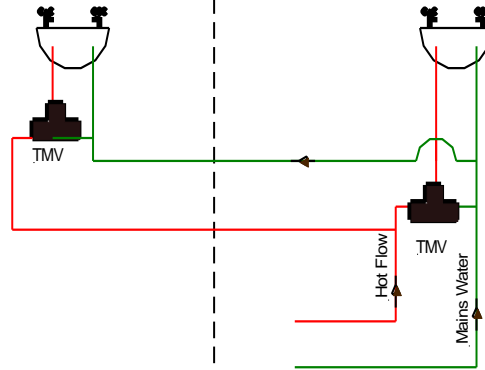
Date 21st August 2017

Drawing No.5



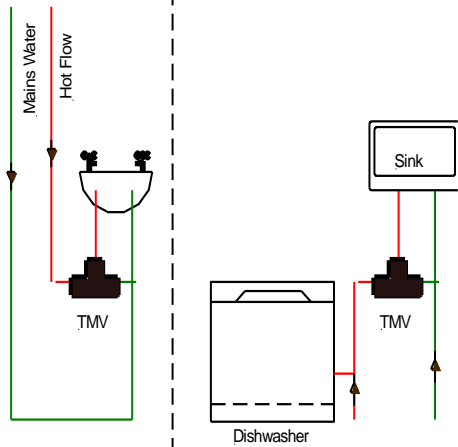
Bedroom 1

Bedroom 2



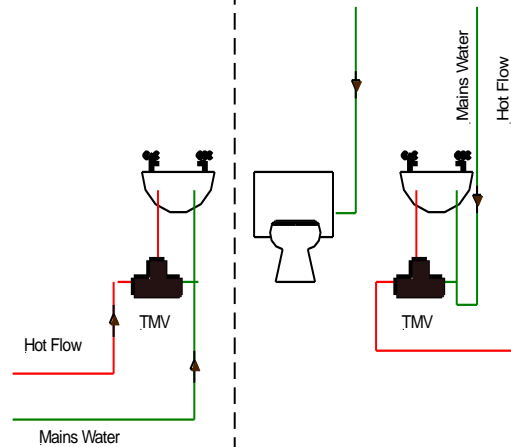
Bedroom 3

Bedroom 4



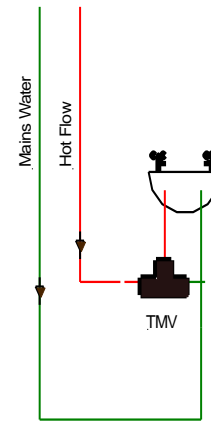
First Aid Room

Dining Area



Bedroom 5

Toilet



Spare Room Not Used creates Deadleg Area  
Flush at least weekly

**KEY**

-  Ball A Fix Valve
-  bf
-  Check Valve
-  Laboratory Tap
-  Blender Valve
-  Pump
-  Isolating Valve
-  Safety Valve
-  Drinking Fountain
-  Shower
-  Mains Water Service
-  Cold Water Down Service
-  Hot Flow/Return

**Note**

This drawing was prepared for the Legionellosis Risk Assessment Report and not intended as a scaled system drawing. Drawings are based on a visual inspection carried out during the Risk Assessment and information given at the time of the survey. Some areas of pipe work may not have been visible during the survey therefore some assumptions may have been made in order to create this drawing. This drawing is not to scale.

*Freeston Water Treatment  
Unit 1  
Lulworth Business Centre  
Calmore Industrial Estate  
Totton Southampton  
SO40 3WW  
Tel 02380669713*

Site Ref  
Glen Lee Care Home  
Ground Floor Front Wing

Date 21st August 2017

Drawing No.6

### KEY

-  Ball A Fix Valve
-  bf
-  Check Valve
-  Laboratory Tap
-  Blender Valve
-  Pump
-  Isolating Valve
-  Safety Valve
-  Drinking Fountain
-  Shower
-  Mains Water Service
-  Cold Water Down Service
-  Hot Flow/Return

### Note

This drawing was prepared for the Legionellosis Risk Assessment Report and not intended as a scaled system drawing. Drawings are based on a visual inspection carried out during the Risk Assessment and information given at the time of the survey.

Some areas of pipe work may not have been visible during the survey therefore some assumptions may have been made in order to create this drawing.

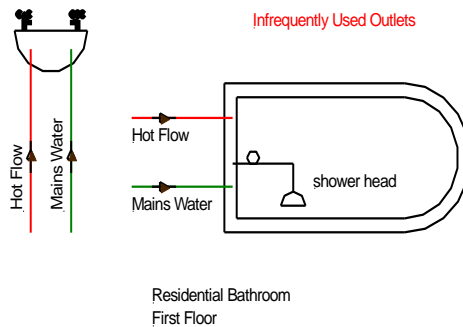
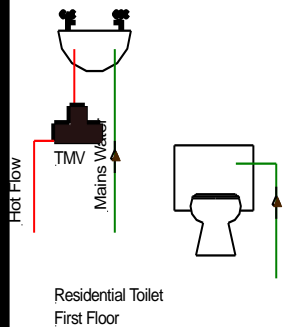
This drawing is not to scale.

**Freeston Water Treatment  
Unit 1  
Lulworth Business Centre  
Calmore Industrial Estate  
Totton Southampton  
SO40 3WW  
Tel 02380669713**

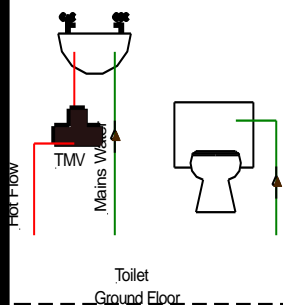
Site Ref  
Glen Lee Care Home  
Mezzanine Area  
Ground & First Floors

Date 21st August 2017

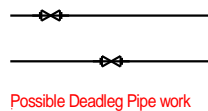
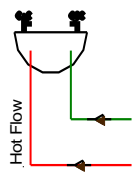
Drawing No.7



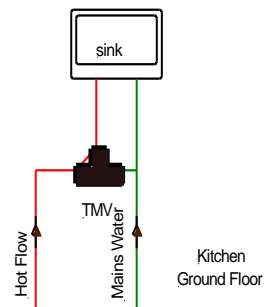
Bedroom  
First Floor



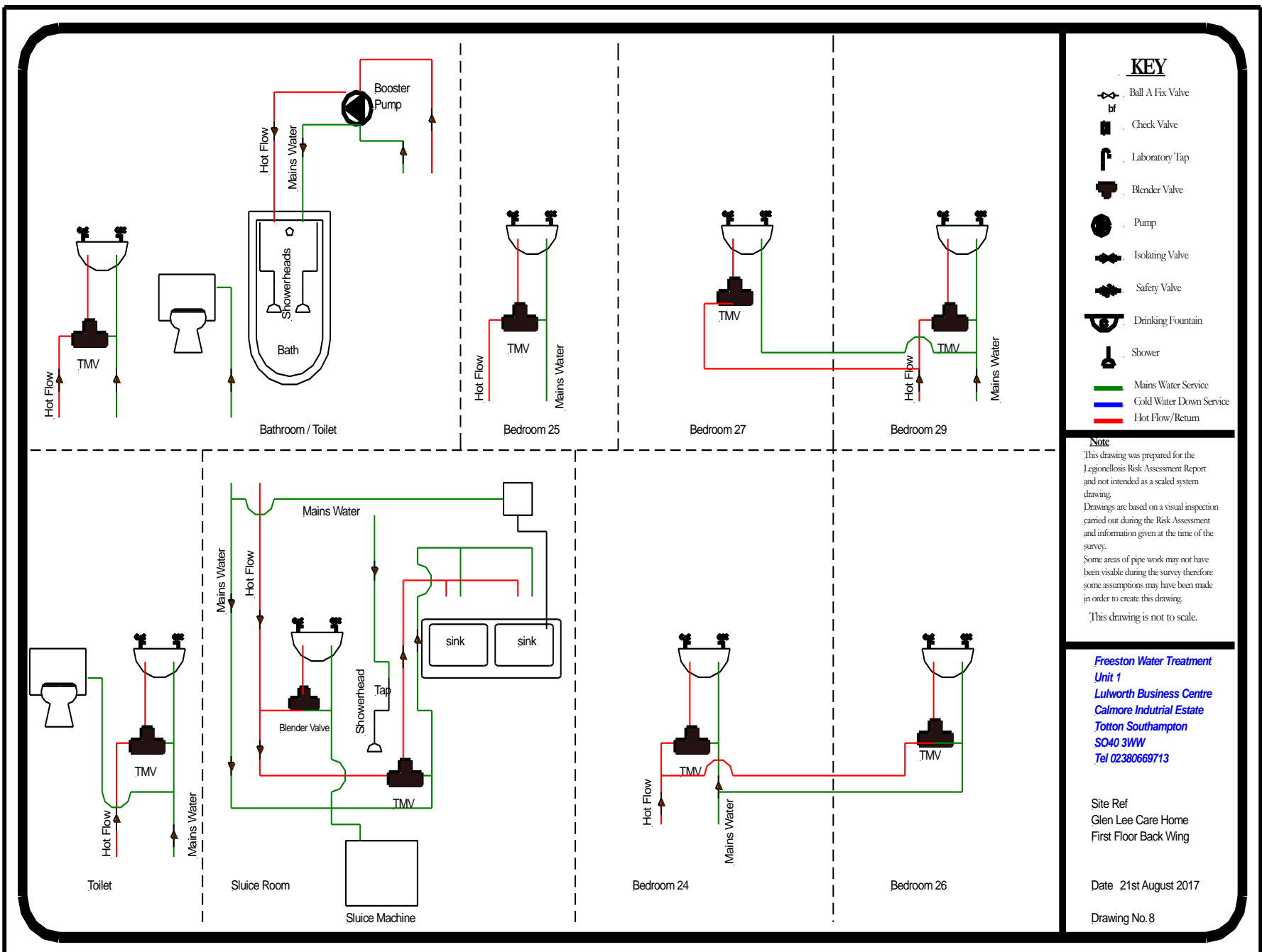
Not Used Creates Deadleg  
Flush at least weekly



Ground Floor Staff Room







**KEY**

-  Ball A Fix Valve
-  bf
-  Check Valve
-  Laboratory Tap
-  Blender Valve
-  Pump
-  Isolating Valve
-  Safety Valve
-  Drinking Fountain
-  Shower
-  Mains Water Service
-  Cold Water Down Service
-  Hot Flow/Return

**Note**  
 This drawing was prepared for the Legionellosis Risk Assessment Report and not intended as a scaled system drawing.  
 Drawings are based on a visual inspection carried out during the Risk Assessment and information given at the time of the survey.  
 Some areas of pipe work may not have been visible during the survey therefore some assumptions may have been made in order to create this drawing.  
 This drawing is not to scale.

*Freeston Water Treatment  
 Unit 1  
 Lulworth Business Centre  
 Calmore Industrial Estate  
 Totton Southampton  
 SO40 3WW  
 Tel 02380669713*

Site Ref  
 Glen Lee Care Home  
 First Floor Back Wing

Date 21st August 2017

Drawing No.8

## KEY

-  Ball A Fix Valve
-  bf
-  Check Valve
-  Laboratory Tap
-  Blender Valve
-  Pump
-  Isolating Valve
-  Safety Valve
-  Drinking Fountain
-  Shower
-  Mains Water Service
-  Cold Water Down Service
-  Hot Flow/Return

### Note

This drawing was prepared for the Legionellosis Risk Assessment Report and not intended as a scaled system drawing. Drawings are based on a visual inspection carried out during the Risk Assessment and information given at the time of the survey.

Some areas of pipe work may not have been visible during the survey therefore some assumptions may have been made in order to create this drawing.

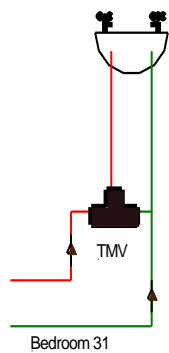
This drawing is not to scale.

*Freeston Water Treatment  
Unit 1  
Lulworth Business Centre  
Calmore Industrial Estate  
Totton Southampton  
SO40 3WW  
Tel 02380669713*

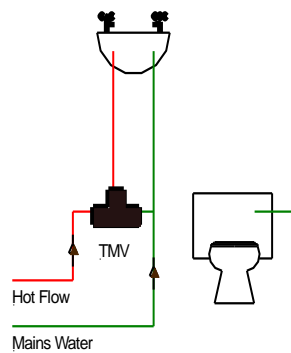
Site Ref  
Glen Lee Care Home  
First Floor Back Wing

Date 21st August 2017

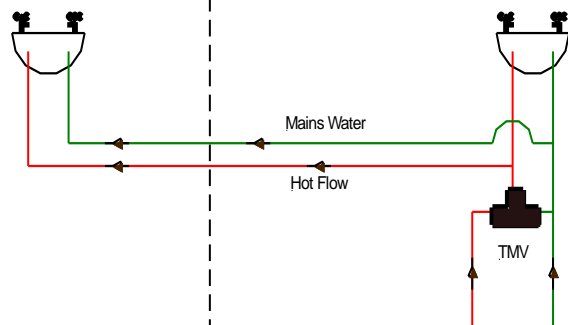
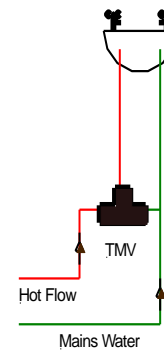
Drawing No.9



Toilet

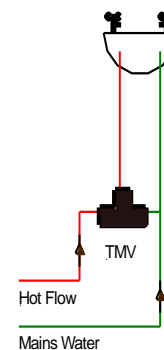


bedroom 33

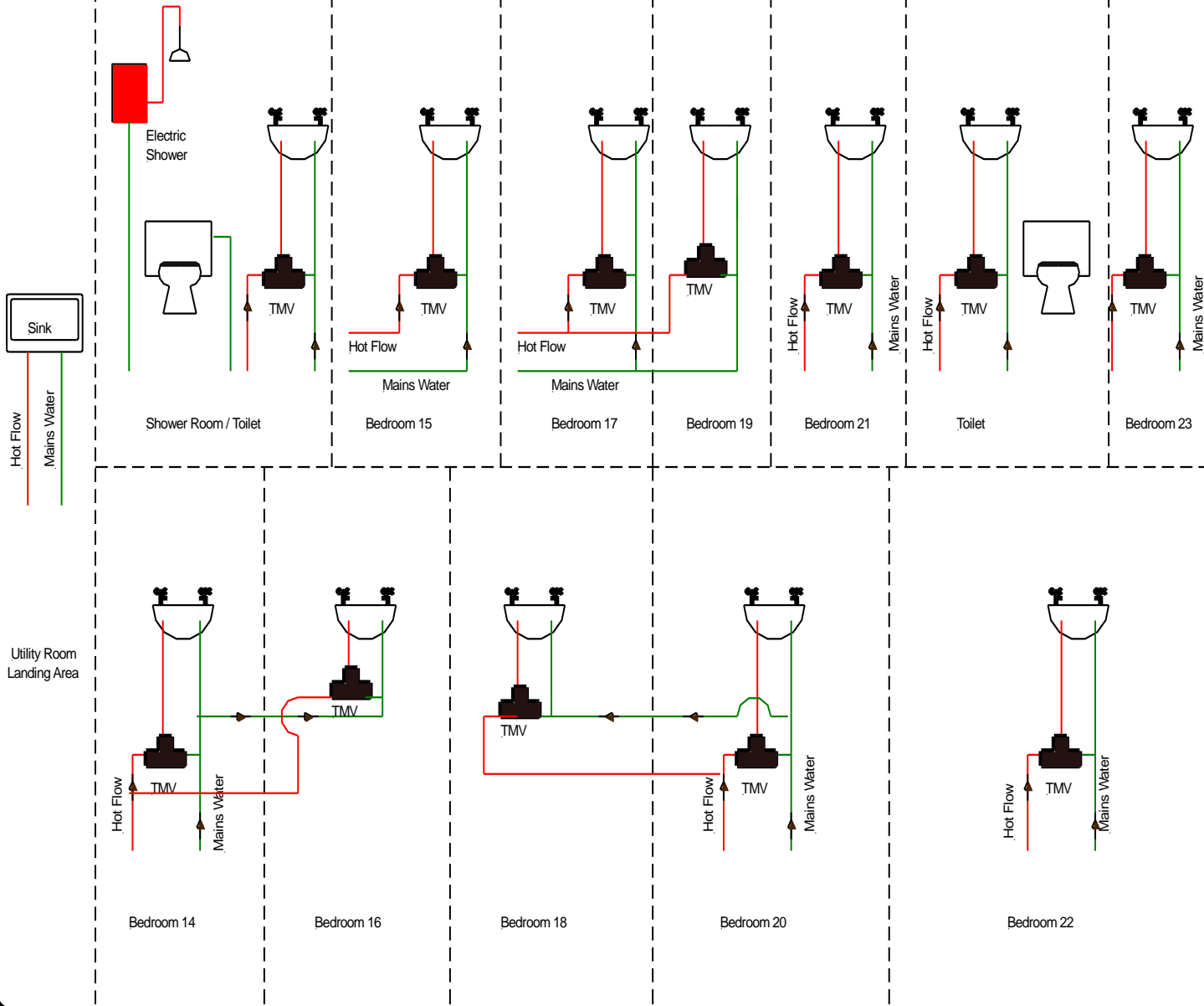


Bedroom 28

Bedroom 30



Bedroom 32



**KEY**

-  Ball A Fix Valve
-  bf
-  Check Valve
-  Laboratory Tap
-  Blender Valve
-  Pump
-  Isolating Valve
-  Safety Valve
-  Drinking Fountain
-  Shower
-  Mains Water Service
-  Cold Water Down Service
-  Hot Flow/Return

**Note**  
 This drawing was prepared for the Legionellosis Risk Assessment Report and not intended as a scaled system drawing. Drawings are based on a visual inspection carried out during the Risk Assessment and information given at the time of the survey. Some areas of pipe work may not have been visible during the survey therefore some assumptions may have been made in order to create this drawing. This drawing is not to scale.

*Freeston Water Treatment Unit 1  
 Lulworth Business Centre  
 Calmore Industrial Estate  
 Totton Southampton  
 SO40 3WW  
 Tel 02380669713*

Site Ref  
 Glen Lee Care Home  
 First Floor Front Wing

Date 21st August 2017

Drawing No.10