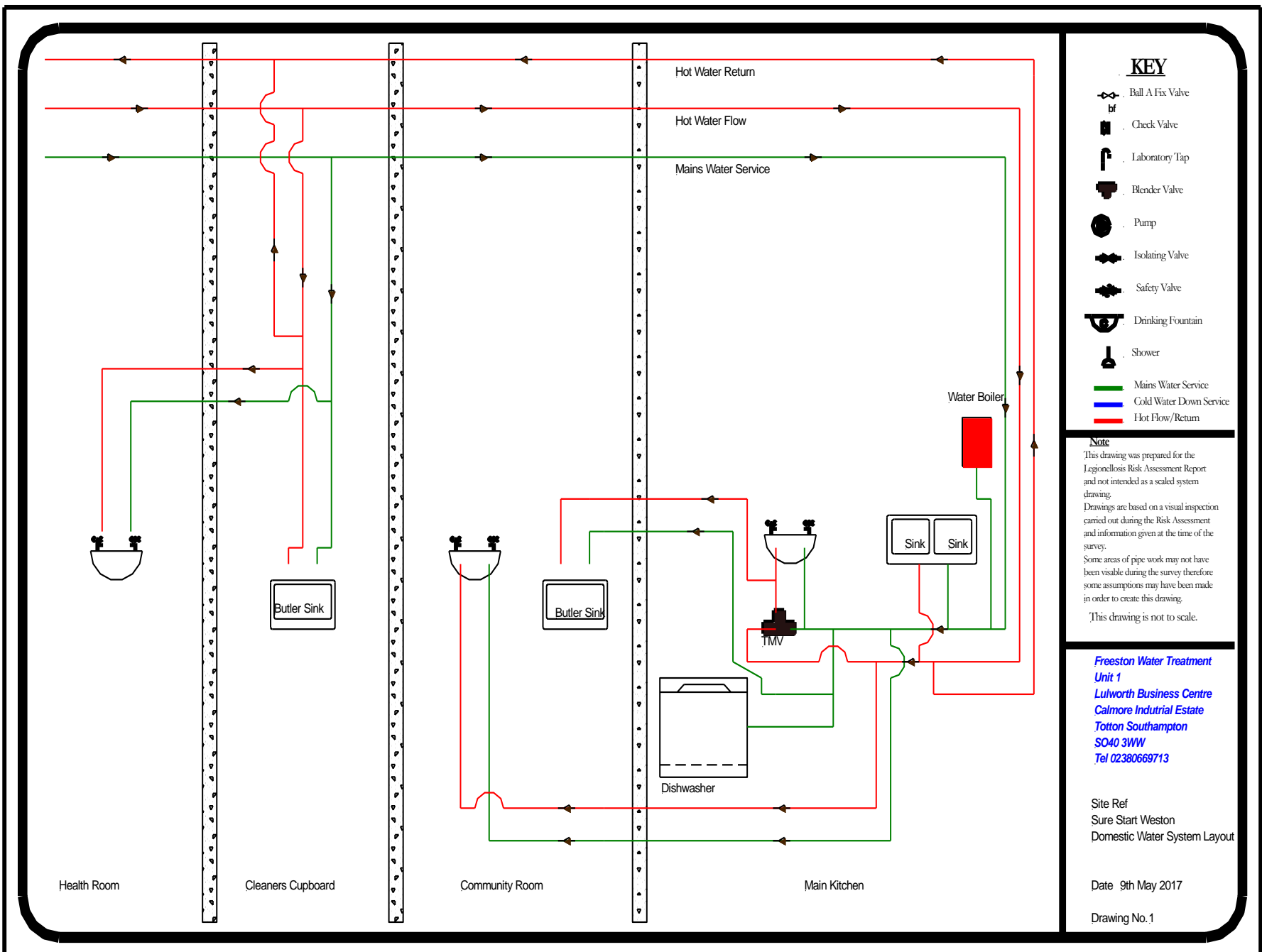


Sure Start Weston
Water System Drawings
9th May 2017



KEY

- Ball A Fix Valve
- bf
- Check Valve
- Laboratory Tap
- Blender Valve
- Pump
- Isolating Valve
- Safety Valve
- Drinking Fountain
- Shower
- Mains Water Service
- Cold Water Down Service
- Hot Flow/Return

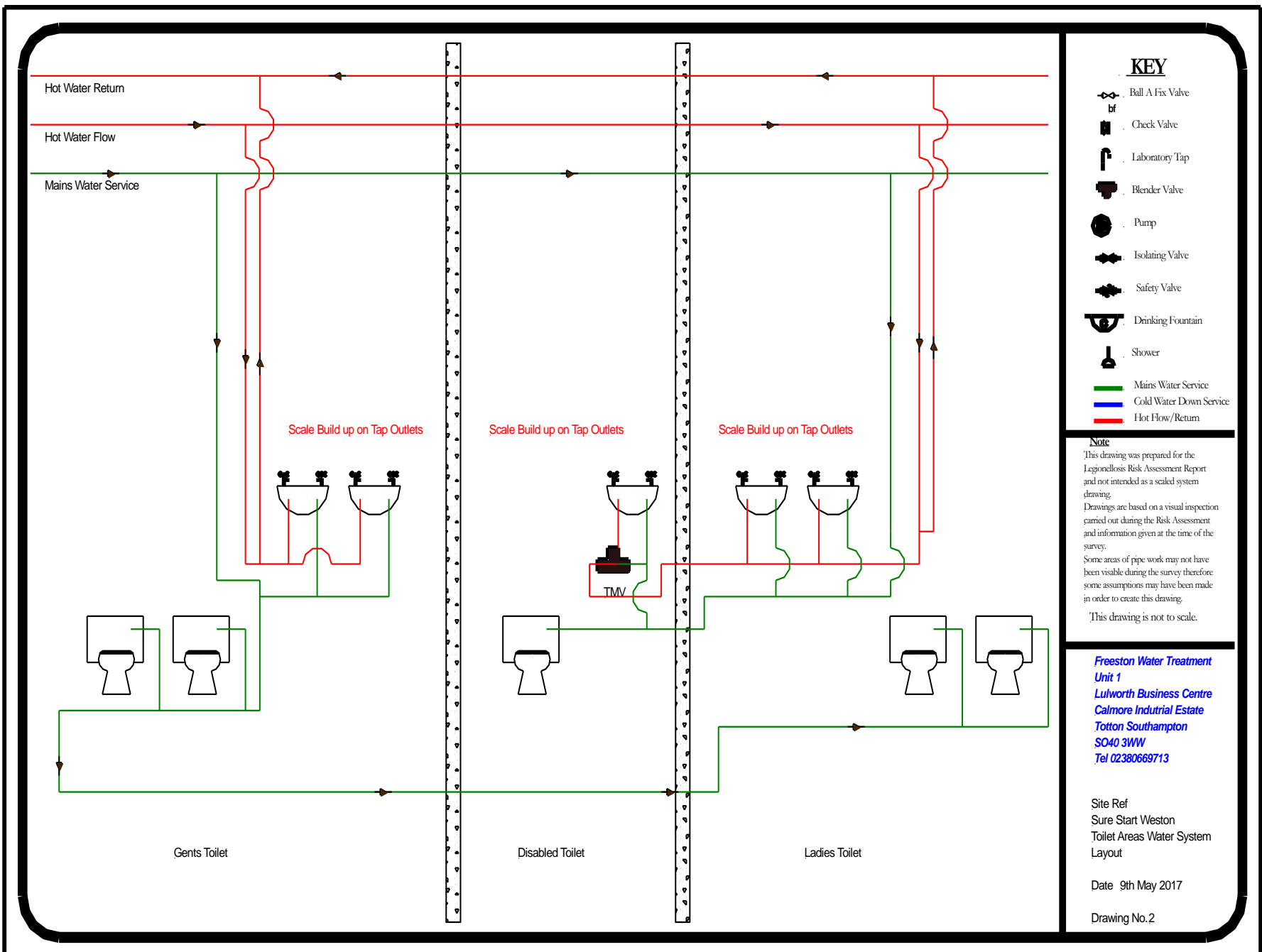
Note
 This drawing was prepared for the Legionellosis Risk Assessment Report and not intended as a scaled system drawing. Drawings are based on a visual inspection carried out during the Risk Assessment and information given at the time of the survey. Some areas of pipe work may not have been visible during the survey therefore some assumptions may have been made in order to create this drawing. This drawing is not to scale.

*Freeston Water Treatment
 Unit 1
 Lulworth Business Centre
 Calmore Industrial Estate
 Totton Southampton
 SO40 3WW
 Tel 02380669713*

Site Ref
 Sure Start Weston
 Domestic Water System Layout

Date 9th May 2017

Drawing No.1



KEY

-  Ball A Fix Valve
-  bf
-  Check Valve
-  Laboratory Tap
-  Blender Valve
-  Pump
-  Isolating Valve
-  Safety Valve
-  Drinking Fountain
-  Shower
-  Mains Water Service
-  Cold Water Down Service
-  Hot Flow/Return

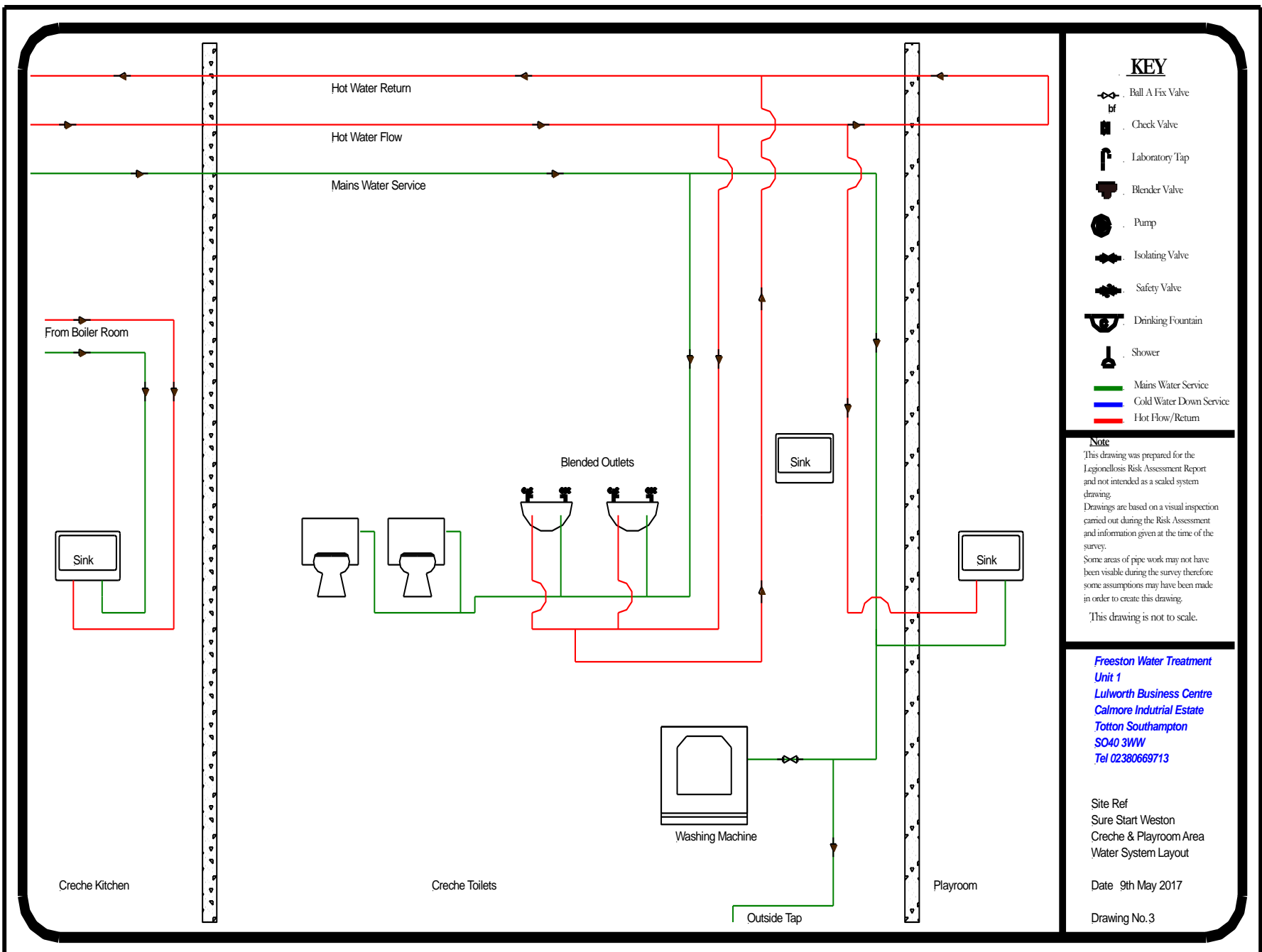
Note
 This drawing was prepared for the Legionellosis Risk Assessment Report and not intended as a scaled system drawing. Drawings are based on a visual inspection carried out during the Risk Assessment and information given at the time of the survey. Some areas of pipe work may not have been visible during the survey therefore some assumptions may have been made in order to create this drawing. This drawing is not to scale.

*Freeston Water Treatment
 Unit 1
 Lulworth Business Centre
 Calmore Industrial Estate
 Totton Southampton
 SO40 3WW
 Tel 02380669713*

Site Ref
 Sure Start Weston
 Toilet Areas Water System
 Layout

Date 9th May 2017

Drawing No.2



KEY

- Ball A Fix Valve
- bf
- Check Valve
- Laboratory Tap
- Blender Valve
- Pump
- Isolating Valve
- Safety Valve
- Drinking Fountain
- Shower
- Mains Water Service
- Cold Water Down Service
- Hot Flow/Return

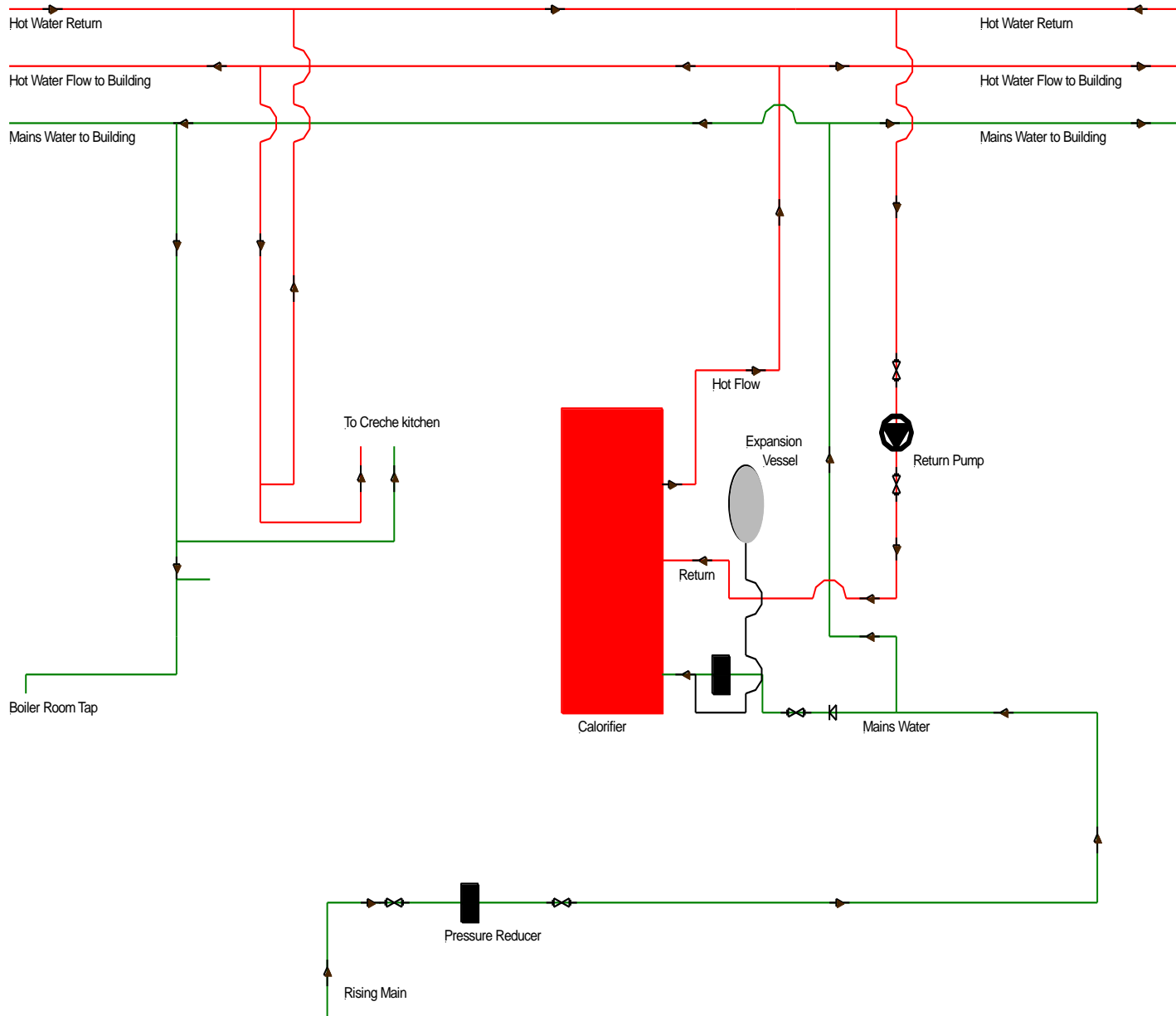
Note
 This drawing was prepared for the Legionellosis Risk Assessment Report and not intended as a scaled system drawing. Drawings are based on a visual inspection carried out during the Risk Assessment and information given at the time of the survey. Some areas of pipe work may not have been visible during the survey therefore some assumptions may have been made in order to create this drawing. This drawing is not to scale.

*Freeston Water Treatment
 Unit 1
 Lulworth Business Centre
 Calmore Industrial Estate
 Totton Southampton
 SO40 3WW
 Tel 02380669713*

Site Ref
 Sure Start Weston
 Creche & Playroom Area
 Water System Layout

Date 9th May 2017

Drawing No.3



KEY

- Ball A Fix Valve
- bf
- Check Valve
- Laboratory Tap
- Blender Valve
- Pump
- Isolating Valve
- Safety Valve
- Drinking Fountain
- Shower
- Mains Water Service
- Cold Water Down Service
- Hot Flow/Return

Note
 This drawing was prepared for the Legionellosis Risk Assessment Report and not intended as a scaled system drawing. Drawings are based on a visual inspection carried out during the Risk Assessment and information given at the time of the survey. Some areas of pipe work may not have been visible during the survey therefore some assumptions may have been made in order to create this drawing. This drawing is not to scale.

*Freeston Water Treatment
 Unit 1
 Lulworth Business Centre
 Calmore Industrial Estate
 Totton Southampton
 SO40 3WW
 Tel 02380669713*

Site Ref
 Sure Start Weston
 Boiler Room
 Water System layout

Date 9th May 2017

Drawing No.4